



FAM Global Opportunities Plus Strategy (USD)

29 August 2025

Our Strategy

In today's uncertain world, where market dynamics are constantly shifting and short-term risks often drive volatility, the FAM Global Opportunities Plus (FGO+) strategy offers a dynamic approach to asset allocation that adapts and capitalizes on changing conditions. By going beyond the traditional equity-bond mix to include Alternatives, with the flexibility to adjust allocation levels across asset classes as opportunities evolve, FGO+ aims to deliver **steady long-term capital growth with reduced volatility**. The strategy is ideal for investors who prefer to **avoid the emotional stress of navigating complex market decisions** and favour a hands-off, institutionally managed solution that adapts with the environment.



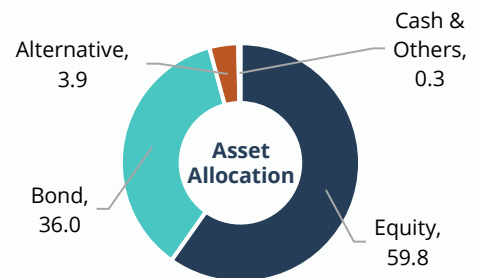
Dynamic asset allocation to **enhance return and lower volatility**



Invest beyond traditional markets and asset classes like Alternative

FVT

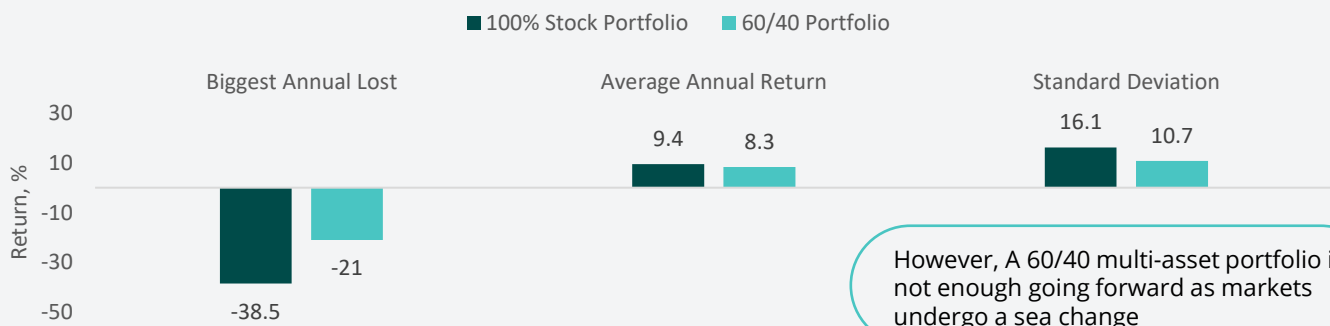
Focus on **undervalued opportunities** with **good fundamentals** in sustainable trends



Don't Just Survive Market Shift – Capitalise On Them

The traditional 60/40 multi-asset portfolio has long been a trusted way to achieve equity-like returns with lower volatility. Yet as markets undergo a sea change (shaped by shifting interest rate regimes, rising inflation pressures, and increasingly correlated asset classes) this static approach may no longer be enough. The 2022 equity-bond meltdown was a clear reminder that bonds are no longer the reliable diversifier they once were. FGO+ is a dynamic and enhanced multi-asset solution designed to meet the demands of today's market environment so that investors can continue to capture higher returns without having to endure greater volatility.

Compared to a stock portfolio, a 60/40 portfolio has earned slightly lower average returns while experiencing 33% less risk (1977 – 2022)



Source: New York Life Investments' Multi-Asset Solutions, Bloomberg, Macrobond, 12/31/22. The 100% stock portfolio is represented by the S&P500 Index. The 60/40 portfolio is 60% S&P 500 and 40% Bloomberg U.S. Aggregate Bond Index. Standard deviation is based on annual returns.

Historical Performance

Calendar Return, %

Class	Jan	Feb	Mar	Apr	May	Jun	Jul	Aug	Year-to-date
A USD	2.41	-0.95	-2.28	0.11	3.27	3.49	1.02	1.58	8.81

Since January 2025, FGO+ has enhanced its approach by capturing shorter- to medium-term trends while positioning for long-term growth. This has contributed to the strategy's ability to deliver resilient, positive returns in today's uncertain market environment.

Past performance is not an indication of future performance. The value of the investment can go down as well as up and is not guaranteed. Source: Finexis Asset Management. Share class performance is calculated using NAV of the share class with income reinvested and including ongoing charges, excluding any entry and exit fees

Signatory of:



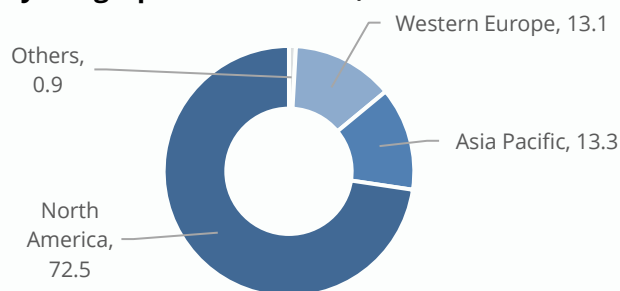
Principles for Responsible Investment



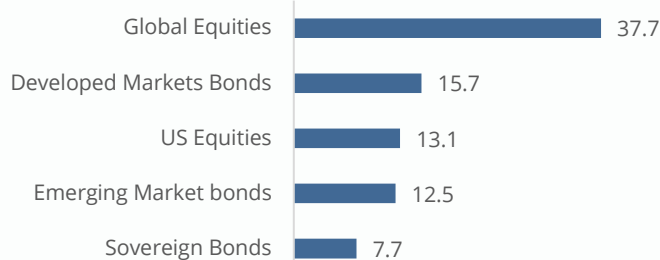
A member of AscendAsia

Strategy Characteristics

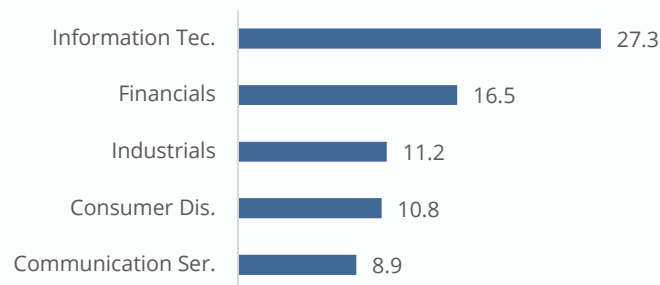
Equity Geographical Allocation, %



Top 5 Market Allocation, %



Top 5 Equity Sector Allocation, %



Top 5 Fund Holdings, %



Source: Finexis Asset Management. Others include Central Asia, Africa/Middle East and South & Central America. Top 5 market allocation and fund holdings are at fund level. Geographical allocation and top 5 sector allocation are at portfolio look-through level. For illustrative purposes only and does not constitute to any recommendations to invest in the above-mentioned country/sector/security.

Discerning The Signals From The Noise

A three-pronged research process to identify signals that point us to **sustainable trends** which are underappreciated by the market, which come with **good fundamentals** and **attractive valuation**, with a higher likelihood of outperforming over the long term.



Fundamental

Study financial and economic data (e.g. GDP, unemployment rate, and inflation rate etc.) that may drive market movement to find opportunities with **good fundamentals** that are underappreciated.



Valuation

Picking the right valuation metrics (e.g. price-to-earnings, price-to-book, EV/EBITDA etc.) to spot **undervalued opportunities** and avoid overpaying for any investment with only good stories.



Trend

Seek inflection points in **sustainable trends** to capture overlooked opportunities and avoid less recognised risks (such as the end of a bond supercycle).

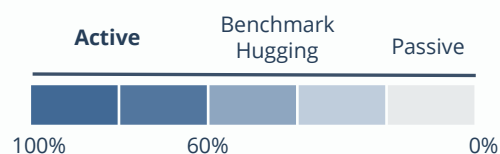
High Level of Active Management

Many actively managed funds underperform because they have a low active share. This happens when a portfolio's holdings are very similar to the referenced benchmark, a practice commonly referred to as 'benchmark hugging'. In contrast, **funds with a high level of active management may have greater potential for outperformance in the long run**, as there is no way any fund can outperform the market if they are investing like the market.

By investing in areas where we have the greatest conviction and applying it to our whole portfolio, we aim to provide better returns over risk through a full market cycle.



Target active share > 80%



Signatory of:



Finexis Asset Management

A member of AscendAsia

Market & Portfolio Developments

Market Review:

An Eventful August for Global Markets

August 2025 was marked by competing narratives that swung sentiment from risk-off to recovery. The month started off with fresh tariffs imposed after the August 1 deadline, compounded by a disappointing US jobs report that stoked slowdown fears. Specifically, the weak July jobs data, including hefty downward revisions of -258k for prior months, triggered a sharp sell-off.

However, markets recovered quickly, with the S&P 500 notching new highs amid a dovish shift from Fed Chair Powell at Jackson Hole, fueling expectations for a September rate cut. In Europe, speculation around a Ukraine ceasefire added volatility, while France's upcoming confidence vote revived sovereign risk worries, narrowing the French-Italian 10-year yield gap to its tightest since 2003.

Portfolio Performance and activities: Our multi-asset approach is well-positioned amid the uncertainties

Where portfolio performance is concerned, FGOP delivered strong returns of +1.58% over the month. This lifted year-to-date performance to 8.81% as of end August, outperforming most key multi-asset peers and ahead of its Morningstar peer group. In particular, the portfolio's small (volatility-adjusted) exposure to BlackRock's iShares Ethereum ETF added value. After the strong rally, we have since liquidated all crypto exposures out of prudence.

These tactical moves exhibit FGOP's ability as a flexible multi-asset strategy to adapt to shifting market conditions and to add value to overall portfolio return.

Outlook: Neutral on Risk in the Near-Term

Our baseline view remains unchanged that the short-term risk-reward is less supportive – odds of a brief consolidation are higher in the near term. The current growth-inflation trade-off is more uncertain. Tariff-pass through inflation pressures could emerge in the coming weeks, potentially squeezing margins and/or boosting inflation. Labor market is also at a stalling speed, providing less support to risk assets.

Considering the near-term risks, we've been active in making tactical adjustments to improve the portfolio's risk-reward profile, such as reducing crypto exposures and adding to defensive positions such as gold. Within fixed income, we reduce the exposure to High Yield to maintain our preference for better quality Investment Grade credits that can provide good income while being more resilient in periods of higher volatility.

Looking ahead, recent adjustments are expected to keep our overall risk-taking measured while capitalizing on earlier strong gains.

Fund Details

Item	Class A
Currency	USD
ISIN (USD Class)	SGXZ13719315 (Accumulation)
Min. Subscription	USD 1,000,000
Min. Subsequent Subscription	USD 10,000
Max Sales Charge	5%
Management Fee	1.50%
Fund Name	Global Opportunities Plus Fund
Dealing Frequency	Daily
Inception Date	2 Jan 2019
Fund Focus	Global Multi-Asset
Fund Domicile	Singapore
Investment Manager	Finexis Asset Management
Fund Administrator	Standard Chartered Bank
Custodian	Standard Chartered Bank
Auditor	PricewaterhouseCoopers LLP
Trustee	Perpetual (Asia) Limited

About FAM: Finexis Asset Management is a Capital Markets Services (CMS) licensed fund management company established in Singapore, focusing on bringing institutional capabilities to private clients. The boutique set-up ensures that we are flexible, responsive and proactive. We embrace the latest technology and constantly improve our processes to complement our investment solutions. Constant evolution to fulfil our investor's needs is ingrained in our beliefs.

For professional and accredited investors only. For fund and sales related enquires please reach out to your finexis financial advisor representative or email us at customer.service@finexisam.com

IMPORTANT NOTICE & DISCLAIMERS

The information herein is given on a general basis without obligation and is strictly for information only. This publication is not an offer, solicitation, recommendation or advice to buy or sell any investment product, including any collective investment schemes or shares of companies mentioned within. Although every reasonable care has been taken to ensure the accuracy, timeliness and objectivity of the information contained in this publication, Finexis Asset Management Pte. Ltd. and its employees cannot be held liable for any errors, inaccuracies and/or omissions, howsoever caused, or for any decision or action taken based on views expressed or information in this publication. The value of shares values in the Fund and income there from (if any) may fall or rise. Past performance is not an indication of future performance. Investment in the Fund is subject to investment risks, including the possible loss of all or a substantial portion of the principal amount invested. Investors interested in the Fund should read the Private Placement Memorandum (PPM) and seek relevant professional advice before deciding whether to invest in the Fund. Should you choose not to seek such advice, you should consider whether the Fund is suitable for you.