



Meranti Millennium Equity (SGD)

30 Jun 2025

Our Strategy

Throughout human history, no society has enjoyed access to as vast information as we do today. While this abundance and convenience of information have their advantages, it has also brought constant anxiety to investors as they grapple with the decision to buy or sell. Not to mention the pressure they face during unexpected and potentially catastrophic events such as the 2008 Great Financial Crisis where the price of global equity markets declined sharply by -60%. **Meranti Millennium Equity strategy (MME)** is designed to set aside a fixed protection budget to help investors not only stay invested but also top up when markets are at their maximum fear, which is inevitable in the journey of any long-term equity investor.



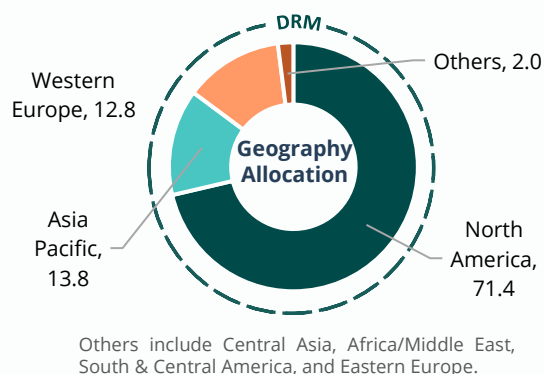
Invest Globally
No benchmark hugging
Maximize returns



Capital Appreciation
compounded at 8%
target return over
longer term



Dynamic Risk Management
(DRM)
Fixed budget
Keep investors calm

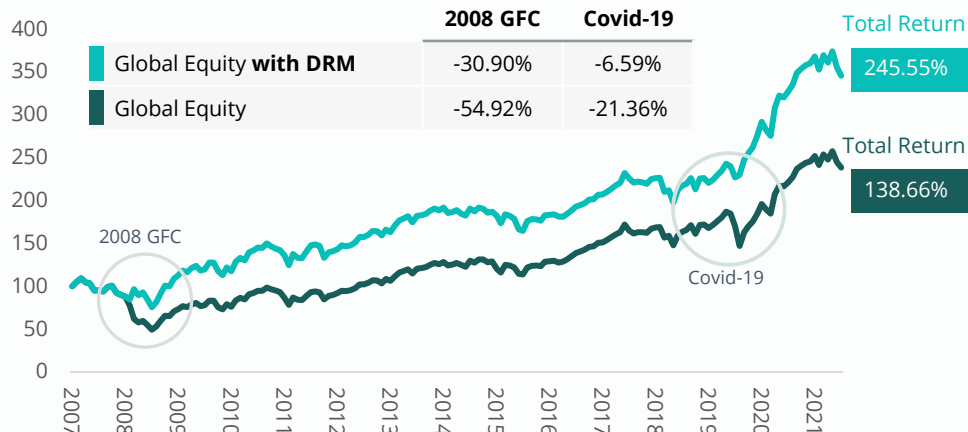


Power Of Loss Aversion In Both Returns And Emotions

Leverage on the Meranti Millennium Equity (MME) strategy to participate in the global economic growth without worrying about market crashes which can hurt investment returns significantly. The greater the loss, the harder it is for investors to recover:

Returns to Recover Losses

Loss of	Gain of
1%	1.01%
5%	5.3%
10%	11%
20%	25%
33%	50%
50%	100%
75%	300%



In times of significant market downturns, such as the Great Financial Crisis of 2008 and the Covid-19 pandemic in 2020, an investor using Dynamic Risk Management (DRM) to invest in global equities would have experienced smaller drawdowns and ultimately achieved a higher return than an investor without such protection.

Historical Performance

Monthly Return, %

Class	Jan	Feb	Mar	Apr	May	Jun ¹	YTD ¹
A SGD	2.52	-2.47	-4.41	-0.75	5.49	3.68 ¹	3.75 ¹

Since January 2025, MME has enhanced its investment approach to better capture short- to medium-term trends, while maintaining a focus on long-term growth. With tighter risk management and stronger alignment to upward market movements, the strategy is now positioned to respond more effectively to market conditions and deliver more consistent, predictable returns going forward.

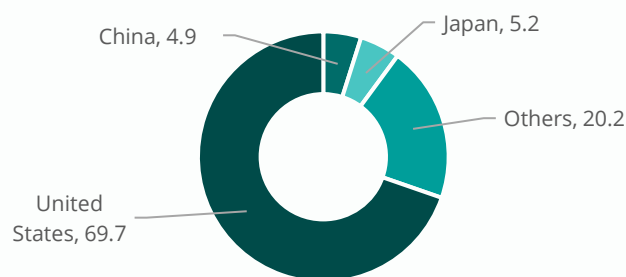
¹ Manager's estimated return net of fees. Actual returns may differ and will be updated in the following month. Source: Finexis Asset Management. Share class performance is calculated using NAV of the share class with income reinvested and including ongoing charges, excluding any entry and exit fees

Signatory of:

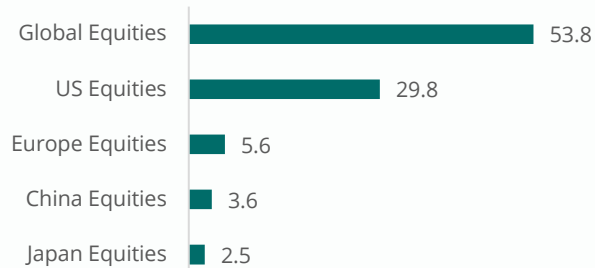


Strategy Characteristics

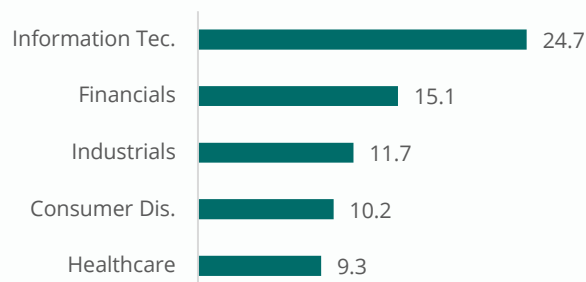
Geographical Allocation, %



Top 5 Market Allocation, %



Top 5 Equity Sector Allocation, %



Top 5 Fund Holdings, %



Source: Finexis Asset Management. Others include countries in Asia Pacific, Western Europe, Africa/Middle East, and South & Central America. The top 5 market allocations and fund holdings are at the fund level. Geographical allocation and top 5 sector allocation are at the portfolio look-through level. For illustrative purposes only and does not constitute to any recommendations to invest in the above-mentioned country/sector/security.

Discerning The Signals From The Noise

A three-pronged research process to identify signals that point us to **sustainable trends** which are underappreciated by the market, which come with **good fundamentals** and **attractive valuation**, with a higher likelihood of outperforming over the long term.



Fundamental

Study financial and economic data (e.g. GDP, unemployment rate, and inflation rate etc.) that may drive market movement to find opportunities with **good fundamentals** that are underappreciated.



Valuation

Picking the right valuation metrics (e.g. price-to-earnings, price-to-book, EV/EBITDA etc.) to spot **undervalued opportunities** and avoid overpaying for any investment with only good stories.



Trend

Seek inflection points in **sustainable trends** to capture overlooked opportunities and avoid less recognised risks (such as the end of a bond supercycle).

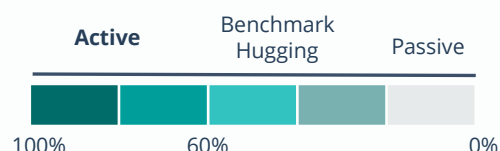
High Level of Active Management

Many actively managed funds underperform because they have a low active share. This happens when a portfolio's holdings are very similar to the referenced benchmark, a practice commonly referred to as 'benchmark hugging'. In contrast, **funds with a high level of active management may have greater potential for outperformance in the long run**, as there is no way any fund can outperform the market if they are investing like the market.

By investing in areas where we have the greatest conviction and applying it to our whole portfolio, we aim to provide better returns over risk through a full market cycle.



Target active share > 80%



Signatory of:



Finexis Asset Management

Market & Portfolio Developments

Q2 2025 saw strong rallies across most asset classes. MME delivered strong gains of +8.44% during the quarter amid the risk-on environment.

The S&P 500, led by the Magnificent 7, posted its quickest rebound back to all-time highs from a 15% drop on record. Following President Trump's Liberation Day tariff announcement, the S&P 500 plummeted 10% in 2 days, marking only the fourth such drop since World War II. The recovery was even more extraordinary, with the largest intra-quarter decline erased within the same quarter since at least 1928. Overall, the S&P 500 gained 10.6% in Q2, its strongest performance since Q4 2023 and the 11th-best in 25 years.

Navigating with an Active, Flexible Approach

The ability to look beyond U.S. markets has become increasingly critical. Over recent months, U.S. policy unpredictability has shaken investor confidence and led many to question the sustainability of the 'U.S. exceptionalism' trade. MME has maintained a balanced regional allocation which has helped us to capture good performance from the key U.S., Europe, and Asian markets while avoiding concentration risk.

In June, we took profits on Europe which has done well year-to-date (YTD) and added to Korea to benefit from ongoing corporate reforms and reduced political uncertainty following the country's snap elections earlier in the month (which removed political uncertainty). Looking ahead, we're watching key signposts closely - including upcoming earnings results and further direction on U.S. trade policy - to guide positioning.

We remain cautiously optimistic after the strong rally. Further progress on trade and continued earnings resilience would support ongoing upside, and with MME's Dynamic Risk Management (DRM) ready to help manage unexpected tail risks going into the second half of the year.

Fund Details

Item	Class A
Currency	SGD
ISIN (SGD Class)	SGXZ32206252
Min. Subscription	SGD 500,000
Min. Subsequent Subscription	SGD 15,000
Management Fee	1.78%
Fund Name	Meranti Capital VCC Millennium Equity Fund
Dealing Frequency	Monthly
Inception Date	1 April 2021
Fund Domicile	Singapore
Investment Manager	Finexis Asset Management
Fund Administrator	ASCENT Fund Services (Singapore)
Custodian	Standard Chartered Bank
Auditor	PWC LLP
Broker	Goldman Sachs (Asia) L.L.C.
Legal Advisors	BTPLaw LLC

Signatory of:



Finexis Asset
Management

About Meranti: The Meranti fund series is named after the Meranti tree, which is native to Singapore and the region. It is a canopy and emergent tree; providing shade from its place at the top layer of a rainforest where sunlight is plentiful. To reach such great heights, the trees have a strong and wide system of roots to help provide stability while also gathering more nutrients. Likewise, Meranti funds were developed around a Dynamic Risk Mitigation process so that investors can invest with confidence and harvest the full potential of capital growth through market cycles.

About FAM: Finexis Asset Management is a Capital Markets Services (CMS) licensed fund management company established in Singapore, focusing on bringing institutional capabilities to private clients. The boutique set-up ensures that we are flexible, responsive and proactive. We embrace the latest technology and constantly improve our processes to complement our investment solutions. Constant evolution to fulfil our investor's needs is ingrained in our beliefs.

For professional and accredited investors only. For fund and sales related enquires please reach out to your finexis financial advisor representative or email us at customer.service@finexisam.com

IMPORTANT NOTICE & DISCLAIMERS

The information herein is given on a general basis without obligation and is strictly for information only. This publication is not an offer, solicitation, recommendation or advice to buy or sell any investment product, including any collective investment schemes or shares of companies mentioned within. Although every reasonable care has been taken to ensure the accuracy, timeliness and objectivity of the information contained in this publication, Finexis Asset Management Pte. Ltd. and its employees cannot be held liable for any errors, inaccuracies and/or omissions, howsoever caused, or for any decision or action taken based on views expressed or information in this publication. The value of shares values in the Fund and income there from (if any) may fall or rise. Past performance is not an indication of future performance. Investment in the Fund is subject to investment risks, including the possible loss of all or a substantial portion of the principal amount invested. Investors interested in the Fund should read the Private Placement Memorandum (PPM) and seek relevant professional advice before deciding whether to invest in the Fund. Should you choose not to seek such advice, you should consider whether the Fund is suitable for you.

Finexis Asset Management Pte. Ltd. (Company Registration No. 201525241K) www.finexisam.com