



Meranti Asia Equity

31 December 2024

Our Strategy

For investors who believe in the Asia growth story but are worried about a potential United States (US) market crisis affecting it, the **Meranti Asia Fund (MAF)** offers a solution. MAF invests in a basket of Asia companies demonstrating strong potential to maximize returns for shareholders in the next five years, with a proven track record of resilience in past economic downturns and positioning to capture future trends in a drastically changing world. With a fixed budget to hedge against a potential US market crash, investors can be assured of capturing the opportunities of the next decade without worrying about the big "reset".



Who is this suitable for

The strategy is suitable for clients looking for Asia Equity strategy with US market crash protection



Equity holding to maximize returns



Capital Appreciation compounded at 8% target return



Dynamic Risk Management (DRM)
Fixed budget
Keep investors calm

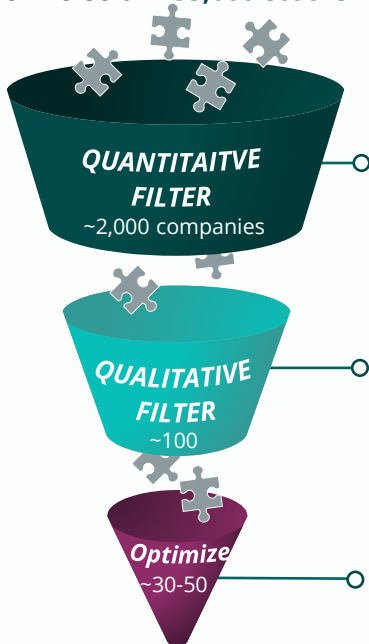
Asia: embracing volatility in a continent rich with opportunities

Asia offers investors access to a wealth of investment opportunities with its 33,000 listed companies. However, uncovering hidden gems takes more than just data. While data serves as an essential filter through which stocks are assessed, the manager's depth and breadth of understanding of Asia companies, alongside the experience of seeing the companies through different cycles, are essential skill to construct an effective portfolio.

Winning formula to uncover hidden gems in Asia

Illustration of how we select stocks within pockets of growth in Asia:

Universe of ~ 33,000 stocks



Quantitative filter: Apply a combination of fundamental metrics and rules to the universe of stocks and continuously assess and filter out interesting opportunities which form the foundation for our stock selection and analysis.

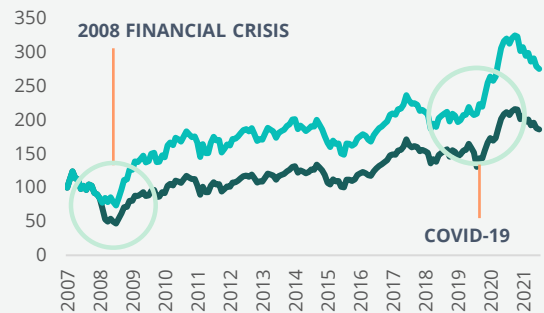
Qualitative filter: On the selected names, we assess the company's business strategy and financial data to identify companies that have strong economic moats to ward off competition and the ability to innovate to overcome challenges and drive growth.

Optimizer: We view the portfolio holdings as a whole, continuously optimized with names that are well positioned in respect of the current trends and the economic environment, to optimize the risk-adjusted return.

How does Dynamic Risk Mitigation (DRM) Help?

Black swan events are unexpected and potentially catastrophic for an investment portfolio i.e. 2008 Great Financial Crisis where the price of global equity markets declined sharply by -60%.

DRM addresses the urge of investors to exit the market in anticipation of market crashes so that investors can stay invested for the long-term. Through the use of a series of option positions, investors are shielded against such extreme market declines, enjoying lower drawdowns and faster portfolio recovery.



		Without DRM	With DRM
Largest Drawdown	2008 FC	-62.09%	-40.53%
	Covid-19	-20.71%	-5.34%
Months to Recover	2008 FC	63	7
	Covid-19	4	2
Total Return		85.97%	175.59%

For illustration purposes only for the period from August 2007 to February 2022. The reference benchmark is the MSCI AC Asia Ex Japan Index.

Calendar Return, %

	2024	Feb	Mar	Apr	May	Jun	Jul	Aug	Sep	Oct	Nov	Dec	Since Strategy Launch
USD B		6.33	1.49	1.32	1.33	-1.10	-0.95	3.48	12.26	-5.74	-4.63	1.30 ¹	14.81 ¹
SGD A		6.04	1.17	1.09	0.99	-1.45	-1.19	3.10	11.64	-6.13	-4.90	1.13 ¹	10.82 ¹
USD A		6.17	1.33	1.17	1.18	-1.26	-1.10	3.32	12.09	-5.88	-4.77	0.98 ¹	12.72 ¹

¹ Manager's estimated return. Actual return will be updated in the following month. Strategy was launched in February 2024.

Signatory of:

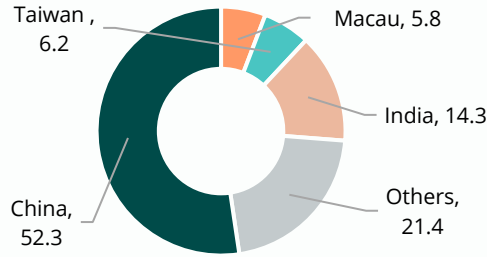


Principles for Responsible Investment

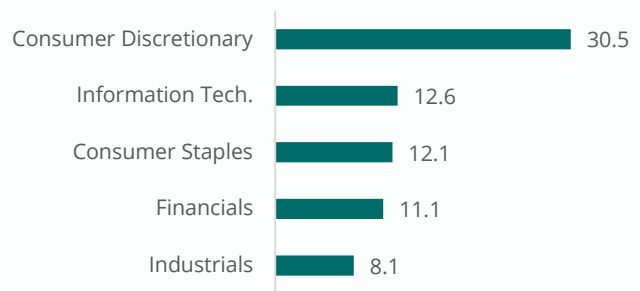


Strategy Characteristics

Geography Allocation, %



Top 5 Sector Allocation, %



Portfolio Statistics

	Portfolio	Benchmark
Free Cash Flow Yield	10.66	4.45
Sales Growth	3.87	4.27
Return on Equity	10.59	10.63
Operating Margin	13.93	11.85
Debt/EBITDA	2.49	2.88

Position Highlights

China Resources Beer	A major player in the global beer industry and the maker of one of the world's bestselling beers by volume, Snow beer
Trip.com	Trip.com leverages its extensive technology platform and global partnerships to enhance both inbound and outbound travel experiences for international and domestic tourists
Tencent Holdings	World-leading internet and technology company offering high-quality digital content and services.
Mr. DIY Group	Operates a chain of department stores providing a wide variety of products from everyday home improvement essentials and household products to customers in Asia
Shandong Weigao	A leading manufacturer of single-use medical devices for blood tests and sterilization, creating resilience even in a low growth economy

Reference benchmark is the MSCI AC Asia Ex Japan Index. Holdings are subject to change. Fund holdings and allocations shown are subject to change and may not be representative of current or future investment. Holdings shown should not be deemed as a recommendation to buy to sell securities.

Discerning The Signals From The Noise

A three-pronged research process to identify signals that point us to **sustainable trends** which are underappreciated by the market, which come with **good fundamentals** and **attractive valuation**, with a higher likelihood of outperforming over the long term.



Fundamental

Study financial and economic data (e.g. GDP, unemployment rate, and inflation rate etc.) that may drive market movement to find opportunities with **good fundamentals** that are underappreciated.



Valuation

Picking the right valuation metrics (e.g. price-to-earnings, price-to-book, EV/EBITDA etc.) to spot **undervalued opportunities** and avoid overpaying for any investment with only good stories.



Trend

Seek inflection points in **sustainable trends** to capture overlooked opportunities and avoid less recognised risks (such as the end of a bond supercycle).

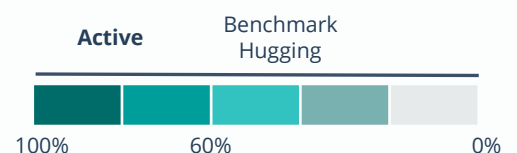
High Level of Active Management

Many actively managed funds underperform because they have a low active share. This happens when a portfolio's holdings are very similar to the referenced benchmark, a practice commonly referred to as 'benchmark hugging'. In contrast, **funds with a high level of active management may have greater potential for outperformance in the long run**, as there is no way any fund can outperform the market if they are investing like the market.

By investing in areas where we have the greatest conviction and applying it to our whole portfolio, we aim to provide better returns over risk through a full market cycle.



Target active share > 80%



Signatory of:



Fund Details

Item	Class A	Class B
Currency	SGD, USD	
ISIN (SGD Class)	SGXZ64383987 (Distribution)	SGXZ78636883 (Accumulation)
ISIN (USD Class)	SGXZ99381758 (Distribution)	SGXZ76017904 (Accumulation)
Projected Distribution ²	4% p.a.	-
Min. Subscription	SGD 500,000 USD 400,000	SGD 50,000 USD 40,000
Account Opening Fee ³ (One-time)	SGD 4,000 USD 3,000	SGD 4,000 USD 3,000
Min. Subsequent Subscription	SGD 15,000 USD 10,000	SGD 15,000 USD 10,000
Redemption Fees		
1st Year of Investment	-	3%
2nd Year of Investment	-	2%
3rd Year of Investment	-	1%
4th Year Onwards	-	0%
Management Fee	1.78%	0%
Performance Fee ⁴	0%	20%
Fund Name	Meranti Capital VCC Asia Fund	
Dealing Frequency	Monthly	
Base Currency	USD	
Strategy Change Date	1 February 2024	
Fund Domicile	Singapore	
Investment Manager	Finexis Asset Management	
Fund Administrator	ASCENT Fund Services (Singapore)	
Custodian	Standard Chartered Bank	
Auditor	PwC LLP	
Broker	Goldman Sachs (Asia) L.L.C.	
Legal Advisors	BTPLaw LLC	

Market & Portfolio Developments

Commentary

As we look back, it is an understatement to say that investing in Asia has been challenging, not just in the past year but for the past few years. But as we turn the page on 2024, let's see what potentially is ahead. And as Albert Einstein said, "If you want to know the future, look at the past".

Fact #1: Asia underperformed developed markets in 8 of the last 10 years.

This has been the worst streak since 1990-2000 when Asia underperformed having gone through the Asian Financial Crisis. Admittedly the recent 10 years saw its fair share of "crisis" with China's attempts to proactively deflate its property bubble lead to a drag on stock markets.

Fact #2: Asia bounced back from worse situations

The Asian Financial Crisis created a big hole and left deep scars on businesses and investors. Even then Asian markets went on to outperform developed markets in 9 of the next 10 years. For sure the current malaise in Asia is not as bad as the Asian crisis. It stands to reason that an outperformance streak for Asia is ahead of us.

Fact #3: Asia outperformed developed markets in 19 of the past 37 years

The odds are stacked in favour for Asian investors to not just outperform, but do that meaningfully as well. The average outperformance each time was 19% more than developed markets.

Will it happen?

Asia's strong outperformance may not happen tomorrow, but we are already seeing signs of this happening in some pockets of the market. For example, we benefitted and took profit on Trip.com which rose over 80% in the past year. Trip.com is best known for ctrip which caters to the Chinese market. What is lesser known is that the company also owns Skyscanner which is used by travelers globally, and MakeMyTrip which benefits from the burgeoning India travel market.

Scaling the pockets of opportunities

While the odds are in favour for Asian to outperform down the road, we are actively adjusting the portfolio to potentially shorten the wait for investors. At the point of writing, Trip.com shares have corrected, and we are looking for favourable entry points to re-engage. Increasingly, we are also seeing opportunities to make meaningful return that do not depend on broad Asian markets to do well.

About FAM: Finexis Asset Management is a Capital Markets Services (CMS) licensed fund management company established in Singapore, focusing on bringing institutional capabilities to private clients. The boutique set-up ensures that we are flexible, responsive and proactive. We embrace the latest technology and constantly improve our processes to complement our investment solutions. Constant evolution to fulfil our investor's needs is ingrained in our beliefs.

For professional and accredited investors only. For fund and sales related enquires please reach out to your finexis financial advisor representative or email us at customer.service@finexisam.com

IMPORTANT NOTICE & DISCLAIMERS

The information herein is given on a general basis without obligation and is strictly for information only. This publication is not an offer, solicitation, recommendation or advice to buy or sell any investment product, including any collective investment schemes or shares of companies mentioned within. Although every reasonable care has been taken to ensure the accuracy, timeliness and objectivity of the information contained in this publication, Finexis Asset Management Pte. Ltd. and its employees cannot be held liable for any errors, inaccuracies and/or omissions, howsoever caused, or for any decision or action taken based on views expressed or information in this publication. The value of shares values in the Fund and income there from (if any) may fall or rise. Past performance is not an indication of future performance. Investment in the Fund is subject to investment risks, including the possible loss of all or a substantial portion of the principal amount invested. Investors interested in the Fund should read the Private Placement Memorandum (PPM) and seek relevant professional advice before deciding whether to invest in the Fund. Should you choose not to seek such advice, you should consider whether the Fund is suitable for you.

Finexis Asset Management Pte. Ltd. (Company Registration No. 201525241K) www.finexisam.com