



FAM Global Opportunity Plus Strategy

31 December 2023

Our Strategy

In today's uncertain world, partnering with managers well-versed in Alternatives is essential for more predictable outcomes. The FAM Global Opportunity Plus (FGO+) strategy is designed for investors who understand the need to invest across Equities, Bonds, and Alternatives, but prefer to avoid the emotional struggle while navigating a sea of complex data for asset allocation decisions. This paves the way for investors to enjoy the rewards of long-term investing with peace of mind.



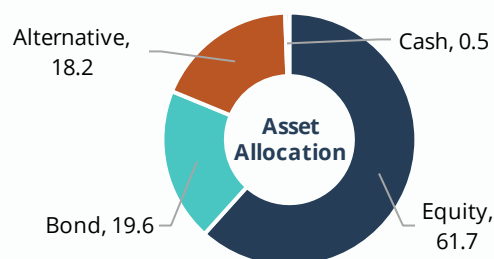
20% Alternative holding to **enhance return** and lower volatility



Capital appreciation **compounded at 6%** target return over longer term

FVT

Focus on **undervalued opportunities** with good fundamentals in sustainable trends

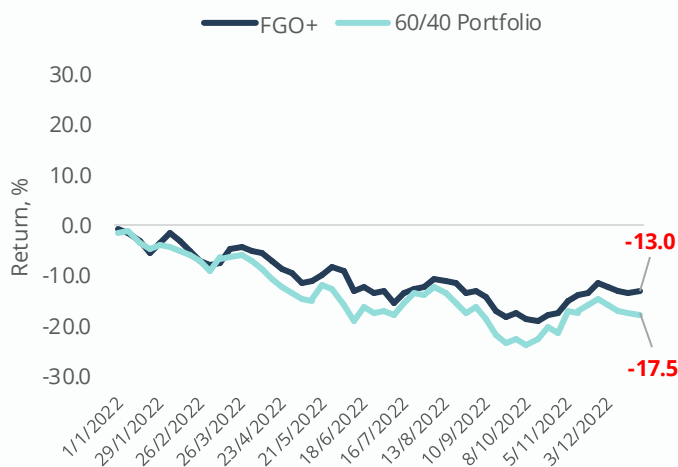


Enhanced Multi-Asset Strategy: True Diversification

Having gone through a painful 2022, traditional '60/40' (60% equity, 40% bond) asset-allocation investors are left wondering about the effectiveness of diversification in a 'changed' world. Incorporating a 20% allocation to Alternatives, FGO+ enhanced asset-allocation portfolio delivers a less painful investing experience without compromising on long-term upside potential.

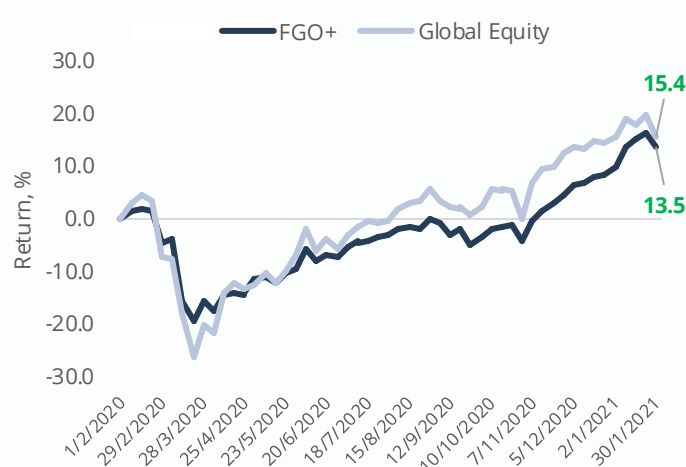
Manage Market Downtide

When the traditional '60/40' portfolio faced its worst year in 2022, FGO+ declined less due to the 20% allocation to Alternatives.



Capture Market Upside

In the right market conditions (e.g. Feb 2020 to Jan 2021), FGO+ has managed to deliver similar returns to the global equity index.



Source: Morningstar. (Left) Data from 1/1/2022 – 31/12/2022. 60/40 portfolio: MSCI ACWI Index 60%, Bloomberg Global Aggregate Index 40%. (Right) Data from 1/2/2020 – 30/1/2021. Global equity: MSCI ACWI Index 100%.

Historical Performance

Calendar Return, %

Class	1Month	YTD	2022	2021	2020	2019	Total Returns, %
A SGD	3.94	0.57	-13.76	4.74	8.74	13.22	11.84
A USD	4.21	2.41	-13.02	4.99	9.70	15.09 ¹	18.08 ¹
B SGD	4.07	2.17	-12.63	4.00	8.17	14.04	14.51
B USD	4.34	3.97	-11.70	5.10	9.02	14.53	20.48

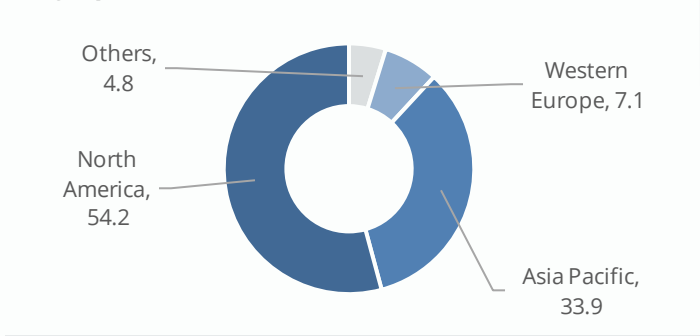
¹Returns calculated since fund inception date on 2 Jan 2019. Past performance is not an indication of future performance. The value of the investment can go down as well as up and is not guaranteed. Source: Finexis Asset Management. Share class performance is calculated using NAV of the share class with income reinvested and including ongoing charges, excluding any entry and exit fees

Signatory of:

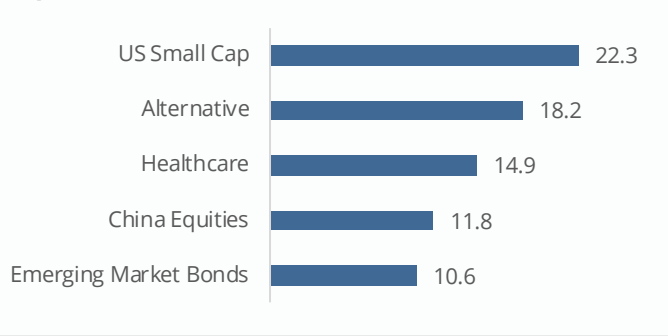


Strategy Characteristics

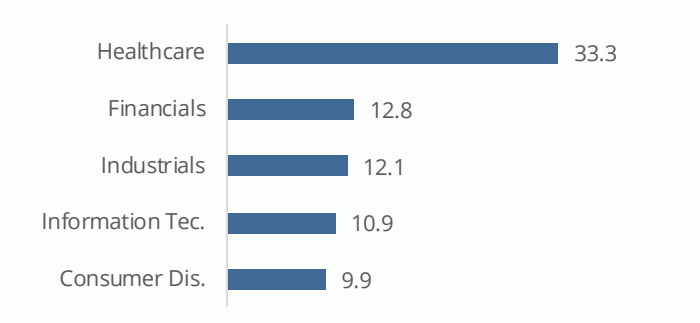
Geographical Allocation, %



Top 5 Market Allocation, %



Top 5 Equity Sector Allocation, %



Top 5 Fund Holdings, %



Source: Finexis Asset Management. Others include Central Asia, Africa/Middle East and South & Central America. Top 5 market allocation and fund holdings are at fund level. Geographical allocation and top 5 sector allocation are at portfolio look-through level. For illustrative purposes only and does not constitute to any recommendations to invest in the above-mentioned country/sector/security.

Discerning The Signals From The Noise

A three-pronged research process to identify signals that point us to **sustainable trends** which are underappreciated by the market, which come with **good fundamentals** and **attractive valuation**, with a higher likelihood of outperforming over the long term.



Fundamental

Study financial and economic data (e.g. GDP, unemployment rate, and inflation rate etc.) that may drive market movement to find opportunities with **good fundamentals** that are underappreciated.



Valuation

Picking the right valuation metrics (e.g. price-to-earnings, price-to-book, EV/EBITDA etc.) to spot **undervalued opportunities** and avoid overpaying for any investment with only good stories.



Trend

Seek inflection points in **sustainable trends** to capture overlooked opportunities and avoid less recognised risks (such as the end of a bond supercycle).

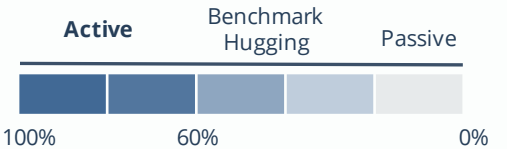
High Level of Active Management

Many actively managed funds underperform because they have a low active share. This happens when a portfolio's holdings are very similar to the referenced benchmark, a practice commonly referred to as 'benchmark hugging'. In contrast, **funds with a high level of active management may have greater potential for outperformance in the long run**, as there is no way any fund can outperform the market if they are investing like the market.

By investing in areas where we have the greatest conviction and applying it to our whole portfolio, we aim to provide better returns over risk through a full market cycle.



Target active share > 80%



Signatory of:



Finexis Asset Management

Market & Portfolio Developments

Fund Commentary

Through most of 2023, financial media was abuzz with the debate on landings. Investors were torn between whether there would be a soft landing, that is, beat inflation without a significant slowdown, or a hard landing where central banks hiked rates so much to trigger a significant slowdown.

Markets were similarly torn. 2023 started with soft landing, but that gave way to hard landing as the banking crisis in March shifted the odds in favour of the hard landing camp. It was only in the last two months of the year where it was clearer that the war on inflation was won, and clarity on the soft landing emerged.

While it was indeed a hard road to a soft landing, this turn of the tide was favourable for our positions across equities and fixed income such as small caps and Emerging market/Asian bonds. This led the fund to gain 4.21% in USD terms in December.

This clarity in soft landing also means that the era of easy money that lasted over 15 years, is indeed coming to an end. What are the implications of this regime shift for multi-asset investors? For starters, they can no longer count on making money the same way as before. The liquidity that fueled broad-based growth that benefitted broad markets no longer exists in the new high-rate world. Investors can now look towards areas of specific growth for return.

There are recovery opportunities in US small caps which have shown how they can benefit in the new high-rate world. We are also constructive on Europe which is poised to benefit from a recovery with its base of industrial companies.

Emerging opportunities are those that march to their own beat, providing a differentiated source of return. Here, we are adding Vietnam equities which is poised to benefit from ongoing US-China tensions, while growing strongly through its exports and positive demographics.

On the fixed income front, there are two important shifts:

1. With government bonds going from return-free risk to risk-free return, they now play a dual role of providing risk-free return while being a buffer against risk assets.
2. From Search for yield to Spoilt for yield: FGOP has meaningful exposure to emerging and developed markets, and does not rely only on high yield exposures to get its income.

Key Position Highlights

We highlight positions that reflect the strategy's tactical asset allocation view, backed by our study of market patterns and trends over time. As a result, our strategies can be highly differentiated from conventional benchmarks, with the aim of long-term investment success.

Alternative Trend-following for Differentiated Returns

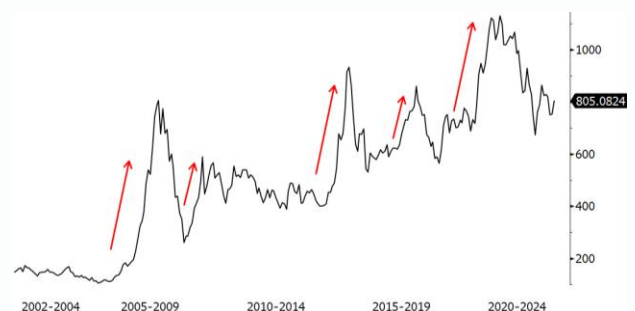
- Not all investment strategies are designed to grow the portfolio extensively or to protect the investment during a crisis. A trend-following strategy can act like an 'air-bag' in prolonged down-markets, while also being able to generate returns in a sustained bull-market.



- The clear benefit of trend-following is the ability to make money in up and down markets and provide a powerful source of diversification to the portfolio's equity and bond positions.

Emerging Market & China Equities To Position For The Next Up-cycle

- After a challenging stretch of performance, Emerging Markets and China 'A' equities resemble a compressed coil that holds a lot of upside potential for long-term investors.



- Past recoveries have shown to be particularly strong in the beginning, causing investors to 'miss-the-boat'. Which is why we avoid timing so close to such inflection points, preferring to be patient with our medium-long term investment horizon.

Fund Details

Item	Class A	Class B
Currency	SGD, USD	
ISIN (SGD Class)	SG9999019392 (Accumulation)	SGXZ91932061 (Accumulation)
ISIN (USD Class)	SGXZ13719315 (Accumulation)	SGXZ15311152 (Accumulation)
Min. Subscription	SGD 1,500,000 USD 1,000,000	SGD 200,000 USD 150,000
Account Opening Fee (One-time)	N/A	SGD 4,000 USD 3,000
Min. Subsequent Subscription	SGD 15,000 USD 10,000	SGD 15,000 USD 10,000
Max Sales Charge	5%	N/A
Redemption Fees		
1st Year of Investment	-	3%
2nd Year of Investment	-	2%
3rd Year of Investment	-	1%
4th Year Onwards	-	0%
Management Fee	1.5%	0%
Performance Fee ¹	0%	20%
Fund Name	Global Opportunities Plus Fund	
Dealing Frequency	Daily	
Base Currency	USD	
Inception Date	2 Aug 2018 2 Jan 2019	10 Sep 2018 2 Jul 2018
Fund Focus	Global Multi-Asset	
Fund Domicile	Singapore	
Investment Manager	Finexis Asset Management	
Fund Administrator	Standard Chartered Bank	
Custodian	Standard Chartered Bank	
Auditor	PricewaterhouseCoopers LLP	
Trustee	Perpetual (Asia) Limited	

¹Charged on high water mark basis, with zero hurdle rate.

Highlight of Sub-Fund Managers

Winton Group Alternative

Winton is a **pioneer in trend-following strategies** and one of the most successful hedge funds in the world. It is led by David Harding, founded in 1997, Winton manages assets on behalf of some of the world's largest institutional investors – with \$10 billion worth of assets in their trend-following strategies today.

Winton has remained at the forefront of markets, capitalizing on trends across various cycles and asset classes, using **highly sophisticated and automated systems to remove human emotions and forecasts from investment decisions**. The firm's trend-following strategy trades 'long' and 'short' in over 100 futures markets to deliver the full benefits of their strategy – such as its ability to make money in up and down markets and provide a powerful source of diversification to equities and bonds. **In 2022, Winton's Trend Fund delivered returns of +18%**, when equity and bonds were down -16% and -18%, respectively.

Since its inception, Winton's flagship strategy has delivered outperformance over traditional equities and bonds in both absolute and risk-adjusted terms, with a **correlation of close to zero and long-term performance of around 10% p.a.**



40 years
Experience trading
markets



\$10 billion
AUM in trend-
following



Trend following
strategy



Near-zero
correlation

Lombard Odier Asian High Yield

Lombard Odier Investment Managers is part of the Lombard Odier Group, a global private bank managing \$300+ billion in assets across its wealth and asset management expertise. With a dedicated team of 180 professionals, it manages \$70 billion of assets across diverse strategies in equity, fixed income, multi-asset, convertible bond, alternatives, and private markets.

The Lombard Odier Asia Value Bond is one of the largest Asia credit fund today. Managed by a team of five investment experts as part of a 22-strong global fixed income team, the strategy has seen a long track record of outperformance against its peer group.

The strategy is underpinned by a 'value-biased strategy that leverages on rigorous top-down and bottom-up analysis to uncover value and fundamentally strong opportunities through market cycles; maintaining close interaction with companies and management. The strategy was awarded the Platinum award at the Fund Selector Asia Awards in 2020, in addition to Lipper awards for "Best Asia Credit Strategy in Hard Currency".



50 years
investment
experience



70 billion
AUM Worldwide



22 Global FI
professionals



Fund Selector Asia
Awards 2020

Signatory of:



About FAM: Finexis Asset Management is a Capital Markets Services (CMS) licensed fund management company established in Singapore, focusing on bringing institutional capabilities to private clients. The boutique set-up ensures that we are flexible, responsive and proactive. We embrace the latest technology and constantly improve our processes to complement our investment solutions. Constant evolution to fulfil our investor's needs is ingrained in our beliefs.

For professional and accredited investors only. For fund and sales related enquires please reach out to your finexis financial advisor representative or email us at customer.service@finexisam.com

IMPORTANT NOTICE & DISCLAIMERS

The information herein is given on a general basis without obligation and is strictly for information only. This publication is not an offer, solicitation, recommendation or advice to buy or sell any investment product, including any collective investment schemes or shares of companies mentioned within. Although every reasonable care has been taken to ensure the accuracy, timeliness and objectivity of the information contained in this publication, Finexis Asset Management Pte. Ltd. and its employees cannot be held liable for any errors, inaccuracies and/or omissions, howsoever caused, or for any decision or action taken based on views expressed or information in this publication. The value of shares values in the Fund and income there from (if any) may fall or rise. Past performance is not an indication of future performance. Investment in the Fund is subject to investment risks, including the possible loss of all or a substantial portion of the principal amount invested. Investors interested in the Fund should read the Private Placement Memorandum (PPM) and seek relevant professional advice before deciding whether to invest in the Fund. Should you choose not to seek such advice, you should consider whether the Fund is suitable for you.

Finexis Asset Management Pte. Ltd. (Company Registration No. 201525241K) www.finexisam.com