



Strategy Description

Meranti Asia Fund 'MAF' seeks long-term high growth of the portfolio by investing across Asia Pacific ex. Japan equity markets, while looking to mitigate risks during significant downturns. Instead of investing in flavour of the day concepts, the strategy focuses on structural characteristics that make sense and are backed by empirical research.

Key Features

Dynamic Risk Mitigation

Financial crises are infrequent but inevitable. By managing risks in significant downturns, the strategy is designed to help investors endure systemic market shocks and continue to invest with confidence.

Asia Equities

Invest into secular opportunities arising from the global shift of economic power to Asia.

Active Strategy

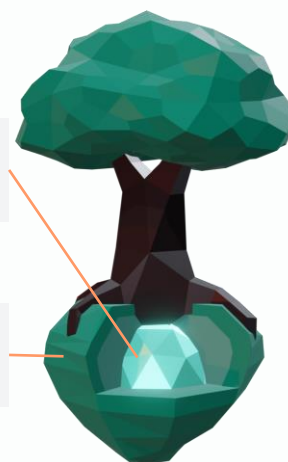
Index funds tend to focus on less than 5% of the 33,000+ listed companies in Asia. By investing across the universe using Fundamental, Valuation, and Technical principles; the ability to be different provides outperformance potential.

Asia Equities

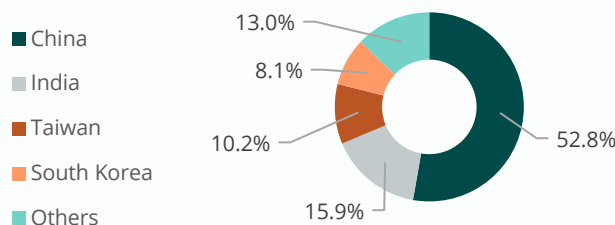
Fertile ground for investing into compelling growth opportunities

Dynamic Risk Mitigation

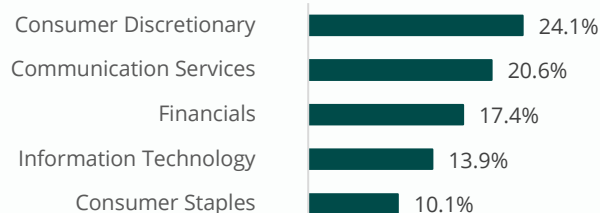
Risk management to mitigate risk of negative compounding



Geographical Breakdown



Sector Allocation



Top Equity Holdings

Tencent Holdings	World-leading internet and technology company offering high-quality digital content and services.
Alibaba Group	China's biggest e-commerce company for online and mobile marketplaces in retail and wholesale trade.
Ping An Insurance	World-leading retail financial services provider for integrated finance and healthcare.
China Tower	China's largest telecommunications infrastructure service provider.
TSMC	World's largest contract manufacturer of semiconductor.

Portfolio Statistics*

	Portfolio	Benchmark
Current Price-Earnings (P/E) Ratio	15.80	14.13
Earnings-Per-Share (EPS) Growth	16.72	10.55

*Current Price-Earnings (P/E) ratio and Earnings-Per-Share (EPS) Growth figures retrieved from Bloomberg. Reference benchmark is the MSCI AC Asia Ex Japan Index.

IMPORTANT NOTICE & DISCLAIMERS

The information herein is given on a general basis without obligation and is strictly for information only. This publication is not an offer, solicitation, recommendation or advice to buy or sell any investment product, including any collective investment schemes or shares of companies mentioned within. Although every reasonable care has been taken to ensure the accuracy, timeliness and objectivity of the information contained in this publication, Finexis Asset Management Pte. Ltd. and its employees cannot be held liable for any errors, inaccuracies and/or omissions, howsoever caused, or for any decision or action taken based on views expressed or information in this publication. The value of shares values in the Fund and income there from (if any) may fall or rise. Past performance is not an indication of future performance. Investment in the Fund is subject to investment risks, including the possible loss of all or a substantial portion of the principal amount invested. Investors interested in the Fund should read the Private Placement Memorandum (PPM) and seek relevant professional advice before deciding whether to invest in the Fund. Should you choose not to seek such advice, you should consider whether the Fund is suitable for you.

Finexis Asset Management Pte. Ltd. (Company Registration No. 201525241K) www.finexisam.com

Market & Portfolio Developments

Market Review

Asian markets experienced a volatile month in March as the collapse of several US banks (a result of the higher interest rate environment) led to a broad market selloff and widespread panic about a contagion effect. Markets, however, were largely appeased by regulators' timely policy response, which restored investor's confidence that a repeat of the 2008–2009 financial crisis is unlikely. Amid volatility, Asian equities ended the month in positive territory, with MAF delivering even stronger returns.

Main Contributors 'What did well?'

China equities contributed positively to performance as the domestic economy continues to recover, with economic activity returning briskly to pre-pandemic levels ever since the loosening of Covid-19 restrictions. **South Korea and Taiwan equities** also recorded gains, which contributed to the portfolio's performance.

Main Detractors 'What underperformed?'

Amid a sea of green, **India equities** saw more modest gains after being more resilient during the prior month's sell-off.

Market Outlook

With the recovery of the Chinese economy underway, Asia remains an enticing investment prospect today for those seeking to position themselves for attractive long-term returns. The rebound in China's domestic consumption, coupled with the Chinese government's decision to maintain accommodative policies, sets the stage for a promising growth trajectory. As the investing landscape continues to evolve, we believe that MAF is well-positioned to capitalize on 'Asia's decade' and consequently rewarding investors who are patient and can tolerate higher volatility.

Fund Details

Item	Class A	Class B
Currency	SGD, USD	
ISIN (SGD Class)	SGXZ64383987 (Distribution)	SGXZ78636883 (Accumulation)
ISIN (USD Class)	SGXZ99381758 (Distribution)	SGXZ76017904 (Accumulation)
Projected Distribution ²	4% p.a.	-
Min. Subscription	SGD 500,000 USD 400,000	SGD 50,000 USD 40,000
Account Opening Fee ³ (One-time)	SGD 4,000 USD 3,000	SGD 4,000 USD 3,000
Min. Subsequent Subscription	SGD 15,000 USD 10,000	SGD 15,000 USD 10,000
Redemption Fees		
1st Year of Investment	-	3%
2nd Year of Investment	-	2%
3rd Year of Investment	-	1%
4th Year Onwards	-	0%
Management Fee	1.78%	0%
Performance Fee ⁴	0%	20%
Fund Name	Meranti Capital VCC Asia Fund	
Dealing Frequency	Monthly	
Base Currency	USD	
Inception Date	2 November 2020	
Fund Domicile	Singapore	
Investment Manager	Finexis Asset Management	
Fund Administrator	ASCENT Fund Services (Singapore)	
Custodian	Standard Chartered Bank	
Auditor	KPMG LLP	
Broker	Goldman Sachs (Asia) L.L.C.	
Legal Advisors	BTPLaw LLC	

² Please note that the distributions (if any) may be declared semi-annually based on the Investment Manager's discretion. If distributions are made, such distributions are not a forecast, indication or projection of the future performance of the Fund. ³ Waiver of account opening fees for investors through the platforms. ⁴ Charged on high water mark basis, with zero hurdle rate.

About Meranti: The Meranti fund series is named after the Meranti tree, which is native to Singapore and the region. It is a canopy and emergent tree; providing shade from its place at the top layer of a rainforest where sunlight is plentiful. To reach such great heights, the trees have a strong and wide system of roots to help provide stability while also gathering more nutrients. Likewise, Meranti funds were developed around a Dynamic Risk Mitigation process so that investors can invest with confidence and harvest the full potential of capital growth through market cycles.

About FAM: Finexis Asset Management is a Capital Markets Services (CMS) licensed fund management company established in Singapore, focusing on bringing institutional capabilities to private clients. The boutique set-up ensures that we are flexible, responsive and proactive. We embrace the latest technology and constantly improve our processes to complement our investment solutions. Constant evolution to fulfil our investor's needs is ingrained in our beliefs.

For professional and accredited investors only. For fund and sales related enquires please reach out to your finexis financial advisor representative or email us at customer.service@finexisam.com

IMPORTANT NOTICE & DISCLAIMERS

The information herein is given on a general basis without obligation and is strictly for information only. This publication is not an offer, solicitation, recommendation or advice to buy or sell any investment product, including any collective investment schemes or shares of companies mentioned within. Although every reasonable care has been taken to ensure the accuracy, timeliness and objectivity of the information contained in this publication, Finexis Asset Management Pte. Ltd. and its employees cannot be held liable for any errors, inaccuracies and/or omissions, howsoever caused, or for any decision or action taken based on views expressed or information in this publication. The value of shares values in the Fund and income there from (if any) may fall or rise. Past performance is not an indication of future performance. Investment in the Fund is subject to investment risks, including the possible loss of all or a substantial portion of the principal amount invested. Investors interested in the Fund should read the Private Placement Memorandum (PPM) and seek relevant professional advice before deciding whether to invest in the Fund. Should you choose not to seek such advice, you should consider whether the Fund is suitable for you.

Finexis Asset Management Pte. Ltd. (Company Registration No. 201525241K) www.finexisam.com

Share Class Performance History

USD B ¹	Jan	Feb	Mar	Apr	May	Jun	Jul	Aug	Sep	Oct	Nov	Dec	YTD
2020	-	-	-	-	-	-	-	-	-	-	8.15%	3.38%	11.81% ²
2021	2.40%	0.94%	-1.34%	2.05%	0.08%	0.02%	-5.55%	3.13%	-4.36%	1.81%	-3.76%	-1.84%	-6.65%
2022	-4.57%	-0.74%	-2.00%	-1.84%	-1.88%	-4.04%	-2.76%	0.20%	-11.43%	-10.21%	19.68%	1.11%	-19.55%
2023	8.69%	-8.48%	4.22% ⁵										3.67% ⁵
SGD A	Jan	Feb	Mar	Apr	May	Jun	Jul	Aug	Sep	Oct	Nov	Dec	YTD
2021	-	-	-	-	0.45%	-0.29%	-5.71%	3.00%	-4.63%	1.51%	-3.90%	-2.10%	-11.40% ³
2022	-4.70%	-0.93%	-2.21%	-1.99%	-2.04%	-4.31%	-2.95%	0.03%	-11.98%	-10.20%	18.85%	0.81%	-22.03%
2023	8.29%	-9.00%	4.07% ⁵										2.55% ⁵
USD A	Jan	Feb	Mar	Apr	May	Jun	Jul	Aug	Sep	Oct	Nov	Dec	YTD
2021	-	-	-	-	-	-	-	2.98%	-4.50%	1.66%	-3.90%	-1.99%	-5.83% ⁴
2022	-4.71%	-0.89%	-2.14%	-1.99%	-2.02%	-4.18%	-2.95%	0.05%	-11.56%	-10.34%	19.50%	0.96%	-21.00%
2023	8.53%	-8.61%	4.07% ⁵										3.22% ⁵

¹ Performance based on the Lead Series. ² Since inception of 2 Nov 2020. ³ Since inception of 3 May 2021. ⁴ Since inception of 2 August 2021. ⁵ Manager's estimated return. Actual return will be updated in the following month.

About Meranti: The Meranti fund series is named after the Meranti tree, which is native to Singapore and the region. It is a canopy and emergent tree; providing shade from its place at the top layer of a rainforest where sunlight is plentiful. To reach such great heights, the trees have a strong and wide system of roots to help provide stability while also gathering more nutrients. Likewise, Meranti funds were developed around a Dynamic Risk Mitigation process so that investors can invest with confidence and harvest the full potential of capital growth through market cycles.

About FAM: Finexis Asset Management is a Capital Markets Services (CMS) licensed fund management company established in Singapore, focusing on bringing institutional capabilities to private clients. The boutique set-up ensures that we are flexible, responsive and proactive. We embrace the latest technology and constantly improve our processes to complement our investment solutions. Constant evolution to fulfil our investor's needs is ingrained in our beliefs.

For professional and accredited investors only. For fund and sales related enquires please reach out to your finexis financial advisor representative or email us at customer.service@finexisam.com

IMPORTANT NOTICE & DISCLAIMERS

The information herein is given on a general basis without obligation and is strictly for information only. This publication is not an offer, solicitation, recommendation or advice to buy or sell any investment product, including any collective investment schemes or shares of companies mentioned within. Although every reasonable care has been taken to ensure the accuracy, timeliness and objectivity of the information contained in this publication, Finexis Asset Management Pte. Ltd. and its employees cannot be held liable for any errors, inaccuracies and/or omissions, howsoever caused, or for any decision or action taken based on views expressed or information in this publication. The value of shares values in the Fund and income there from (if any) may fall or rise. Past performance is not an indication of future performance. Investment in the Fund is subject to investment risks, including the possible loss of all or a substantial portion of the principal amount invested. Investors interested in the Fund should read the Private Placement Memorandum (PPM) and seek relevant professional advice before deciding whether to invest in the Fund. Should you choose not to seek such advice, you should consider whether the Fund is suitable for you.

Finexis Asset Management Pte. Ltd. (Company Registration No. 201525241K) www.finexisam.com